

BRAND

YOURSELF

2 Key Ingredients in LEAN and Their Weight Loss Benefits

Support Weight Management
Boost Metabolism
Decrease Body Fat



Member Price: \$19.95
Retail Price: \$27.95



Supplement Facts

Serving Size: 2 Gummies		Amount Per Serving		% Daily Value
		Adults 18+	Children 4 years	
Calories	20			2%
Total Carbohydrate	6.0g			12%
Total Sugars	4.0g			8%
Included Added Sugars	4.0g			8%
Vitamin A (as Retinyl Acetate)	210 mcg			25%
Vitamin C (as Organic Ascorbic Acid)	20 mg			20%
Vitamin D3 (as Cholecalciferol from Organic Lichen)	50 mcg			100%
Vitamin E (D-Alpha Tocopherol)	6.2 mg			25%
Vitamin K2 (Menaquinone-7)	25 mcg			21%
Thiamine (as Thiamin HCl)	1 mg			20%
Riboflavin	1 mg			20%
Niacin (as Nicotinamide)	2 mg			13%
Vitamin B6 (as Pyridoxine HCl)	1.7 mg			100%
Folate & methylenetetrahydrofolate	250 mcg DFE			50%
Vitamin B12 (as Methylcobalamin)	2.4 mcg			100%
Biotin	6 mcg			25%
Pantothenic Acid (as Calcium D-Pantothenate)	1.6 mg			36%
Iron (as Ferrous Fumarate)	2 mg			11%
Iodine (as Potassium Iodide)	40 mcg			28%
Zinc (as Zinc Citrate)	2 mg			18%
Selenium (as Sodium Selenate)	50 mcg			91%
Manganese (as Manganese Citrate)	1 mg			40%
Chromium (as Chromium Picolinate)	35 mcg			100%
Sodium	25 mg			1%

† Daily Value (DV) not established.
** Percent Daily Values (DV) are based on a 2,000 calorie diet.
Other Ingredients: Organic Natural Flavors, Organic Citrus Sugar, Organic Lemon Juice Concentrate, Organic Plantain, Organic Apple Extract, Colors.

GOOD FOR KID'S MULTI-GUMMY

Member Price: \$14.95
Retail Price: \$19.95



A collection of LIVEGOOD products including:

- KEY PROTEIN ISOLATE WITH COLLOSTRUM
- SUPER REDS
- CREATINE HMB
- SUPER GREEN
- ESSENTIAL OILS
- MULTI VITAMIN
- DS-K2
- FACTORY
- Salt Crystal

livegood

Member Price: \$49.95
Retail Price: \$69.95

- 1x LEMON
- 1x LAVENDER
- 1x TEA TREE
- 1x PEPPERMINT
- 1x FRANKINCENSE
- 1x IMMUNITY

6 x 15ml



Why It's Important to Brand Yourself Using a Professional Domain (link)

In the digital age, establishing a strong and credible online presence is crucial for success, especially if you're promoting products or services. One key aspect of this is branding yourself using a professional domain instead of relying on a direct affiliate link.

Here's why:

1. Credibility and Trustworthiness

A professional domain name enhances your credibility. When visitors see a custom domain that reflects your brand, they are more likely to trust you. Direct affiliate links can appear unprofessional and may raise concerns about legitimacy and security. A well-branded domain helps establish you as a serious, reliable authority in your field.

2. Brand Recognition and Recall

Your domain name is an essential part of your brand identity. A memorable, unique domain can make a lasting impression, helping people remember and recognize your brand. Direct affiliate links, often long and complex, are easily forgotten and hard to share. A custom domain can be catchy and relevant, making it easier for people to recall and revisit your site.

3. Professionalism

A professional domain signals that you're invested in your business. It shows you're not just casually promoting products but are serious about your brand. This level of professionalism can set you apart from countless other affiliates who use generic links, helping you build a loyal audience.

4. Marketing and SEO Benefits

Custom domains are more SEO-friendly. They can be optimized with keywords relevant to your niche, improving your search engine rankings. Direct affiliate links, on the other hand, don't provide the same SEO benefits and can hinder your visibility online. A branded domain also makes it easier to create targeted marketing campaigns and track their performance effectively.

5. Control and Customization

With your own domain, you have full control over your site's content, design, and functionality. You can create a tailored user experience that aligns with your brand's voice and values. Direct affiliate links restrict your ability to customize and often tie you to the affiliate program's terms and limitations.

6. **Building a Personal Brand**

Using a professional domain helps you build a personal brand. Your brand represents your identity and values, creating a connection with your audience. This personal touch can foster loyalty and trust, encouraging visitors to return to your site and engage with your content regularly.

7. **Avoiding Link Deactivation on Facebook or any social media**

Affiliate programs can change or deactivate their links without notice, potentially leading to broken links and lost commissions. Using a professional domain can mitigate this risk by having a central hub where you control the links and content, ensuring continuity and minimizing disruptions.

Tip:

Investing in a professional domain name is a strategic move that can significantly enhance your online presence. It adds credibility, fosters trust, and helps you build a strong personal brand. By steering away from direct affiliate links and embracing a professional domain, you position yourself as a dedicated, trustworthy professional ready to make a lasting impact in your niche.

***Sooner or later, Facebook will ban the free tour link as we have 1.2 million members, and many are spamming the link in comments, posts, and Messenger...

The Solution: Buy a Domain Name

Owning a professional domain name is the key to establishing a strong online presence and maximizing your affiliate marketing efforts.

Here's why and how you can do it:

Why Buy a Domain Name?

1-Enhanced Professionalism:

A domain name like “winwithyourname .com” or “danielpopa .com” immediately looks more professional and trustworthy than a generic affiliate link. It shows you are serious about your brand and business.

2-Easy to Remember:

A custom domain is easy to remember and share. This makes it more likely that people will visit and return to your site, driving more consistent traffic to your offers.

3-Control Over Your Brand:

Owning a domain gives you complete control over your branding and the content you display. This allows you to create a unique user experience and build a stronger relationship with your audience.

4-SEO Benefits:

Custom domains can be optimized for search engines, helping you to rank higher and attract organic traffic. Affiliate links do not offer the same SEO advantages and can limit your online visibility.

How to Use Your Domain

Redirect to Your Affiliate Link:

Once you've purchased your domain, you can easily redirect it to your LiveGood affiliate link. This way, whenever someone types in your custom domain, they are taken directly to your affiliate page. This is simple and effective for immediate results.

Build a Funnel:

Another powerful strategy is to build a marketing funnel. A funnel helps buffer your traffic and protect your affiliate link. It lets you capture leads, provide value through content, and guide visitors through a structured path toward purchasing. This can significantly increase your conversion rates.

Ask Your Sponsor:

If you're not sure how to build a funnel, reach out to your sponsor. They might have pre-built funnels you can use or valuable resources to help you set one up. Leveraging their experience can save you time and help you get started quickly.

Examples of Domain Names

Here are some examples of effective domain names you can consider:

- winwithyourname .com
- winwithdanny .com
- try your name .com
- danielpopa.com - this is me
-

These domains are easy to remember, professional, and brand-focused, making them perfect for redirecting to your affiliate link or incorporating into a funnel.

Step-by-Step Guide: How to Buy a Domain Name and Redirect It to Your LiveGood Affiliate Link

Ready to take your affiliate marketing to the next level?

Below, I'll walk you through buying a domain name and redirecting it to your LiveGood affiliate link using **Namecheap**, which is known for its affordable prices.

Remember, take your time to choose a name you're happy with before making the purchase.

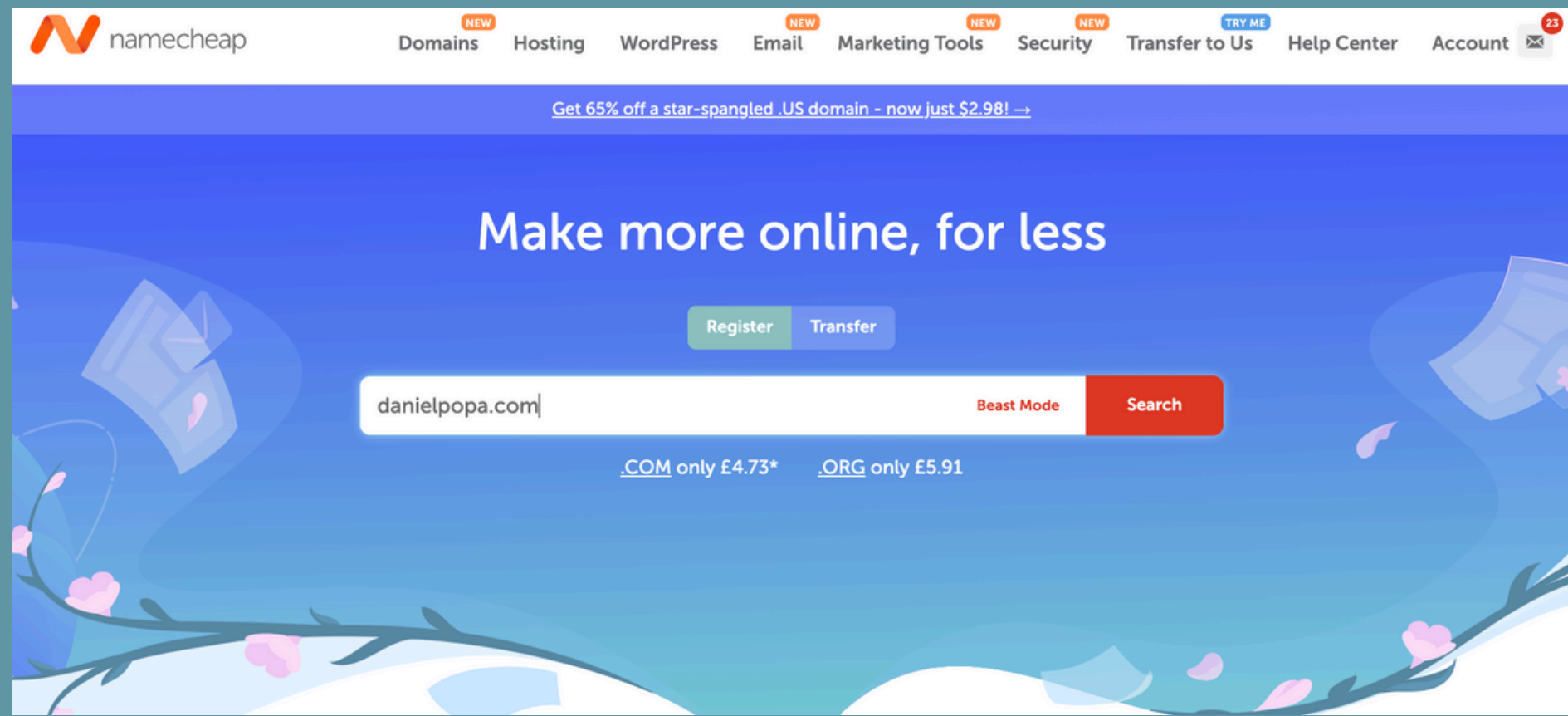
Tip: Try to create a simple and easy-to-remember name with the .com extension, as this is the most common.

Step 1 Next Page:

Step 1: Choose Your Domain Name

Brainstorm Ideas: Think of a domain name that’s easy to remember, brandable, and relevant to your business. Examples include winwithyourname .com, danielpopa.com, or winwithdanny .com.

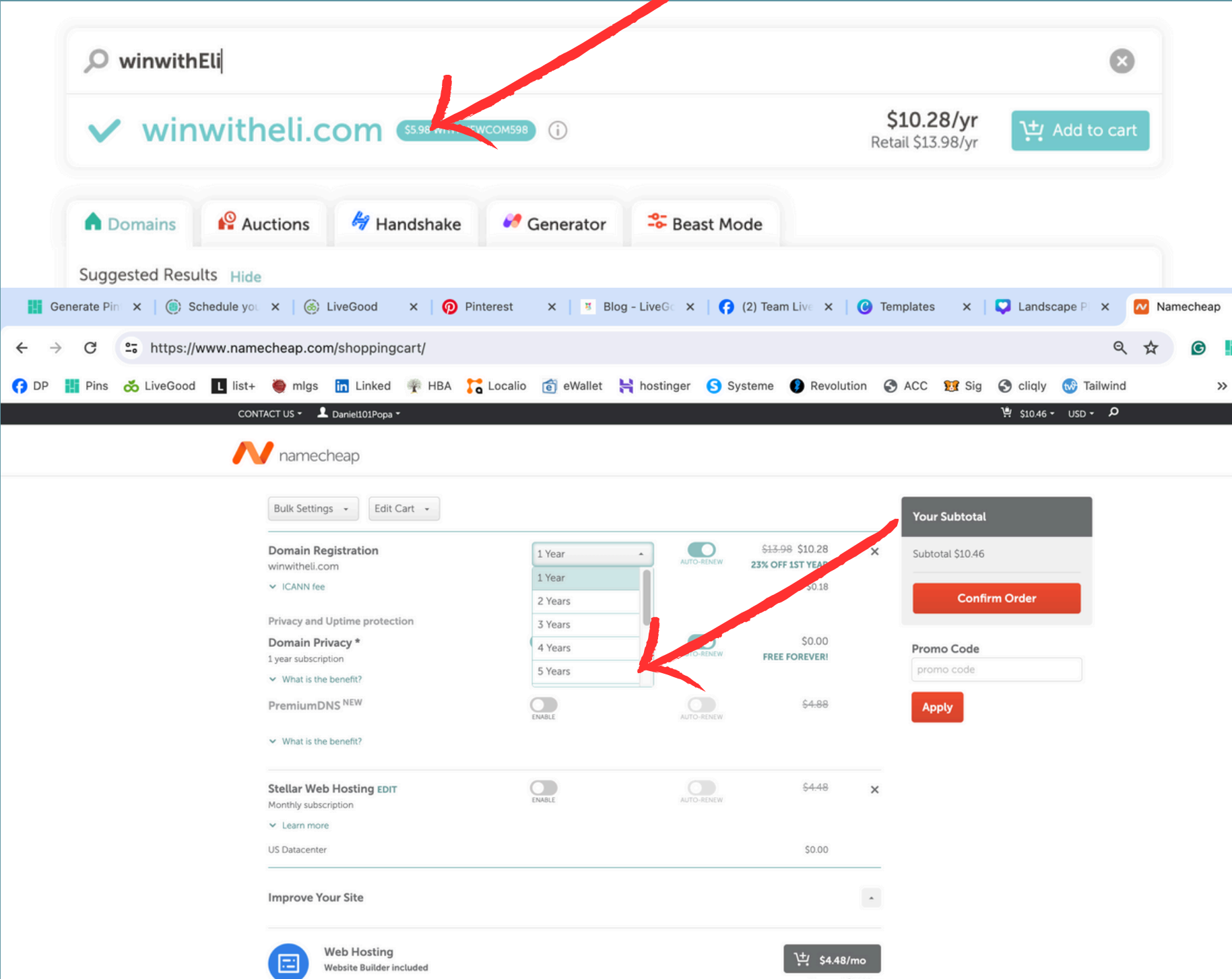
Check Availability: Visit [Namecheap](#) and use their search bar to check if your desired domain name is available. If it's taken, try different variations or come up with new ideas.



Step 2: Purchase Your Domain Name

- 1. Create an Account: If you don't already have one, create a Namecheap account. This will make managing your domains easier in the future.
- 2. Search for Your Domain: Enter your desired domain name in the search bar on Namecheap's homepage and press enter.
- 3. Add to Cart: If your domain is available, click "Add to Cart." You can also choose additional services like domain privacy protection if you prefer.
- 4. Review Your Cart: Review your selections in the cart. Make sure everything looks good before proceeding.
- 5. Checkout: Click "Checkout" and follow the prompts to enter your payment information and complete the purchase. Once done, you'll receive a confirmation email from Namecheap.

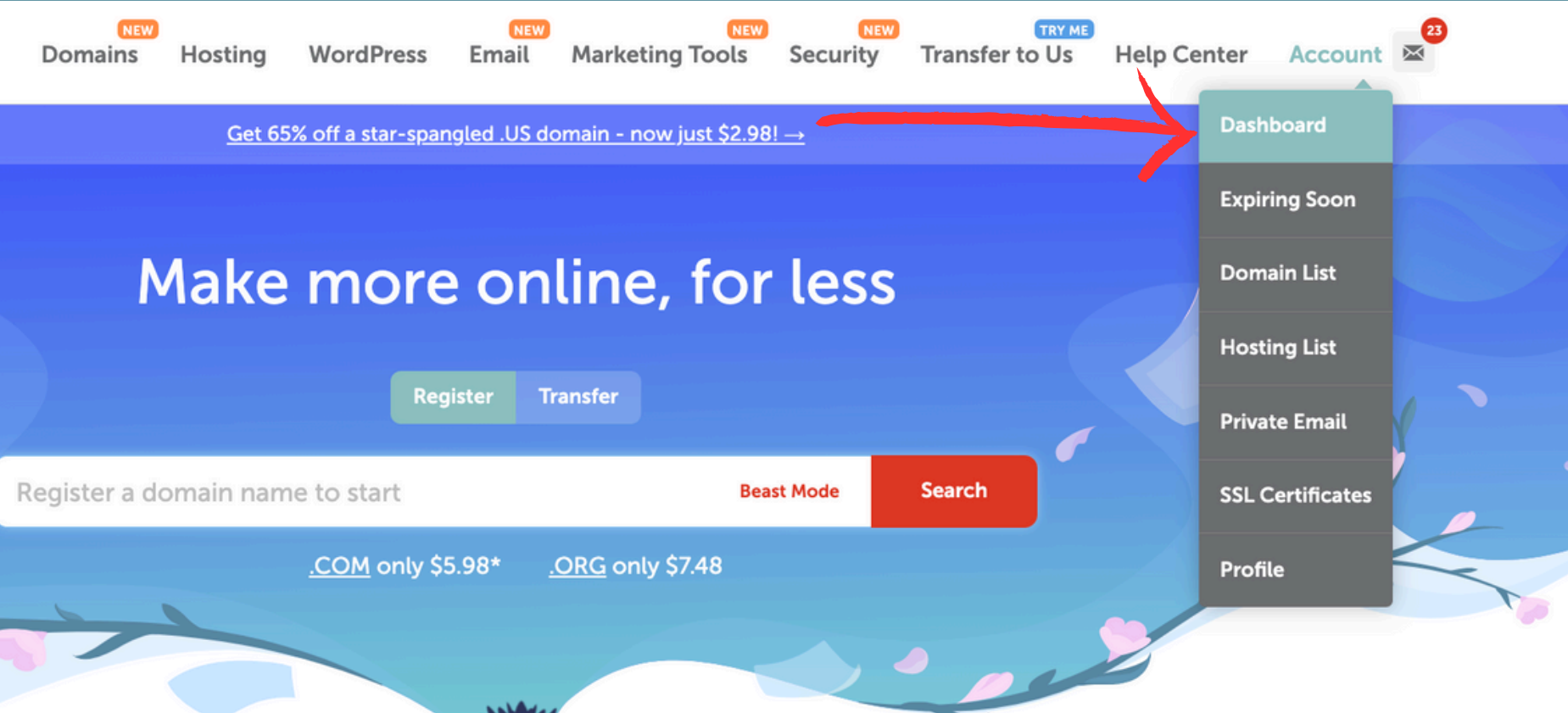
Tip: write the login details on a piece of paper that you keep in a safe place to access it when is needed.



Step 3: Redirect Your Domain to Your LiveGood Affiliate Link

Log into Namecheap:

After purchasing your domain, log in to your Namecheap account and navigate to the "Dashboard."



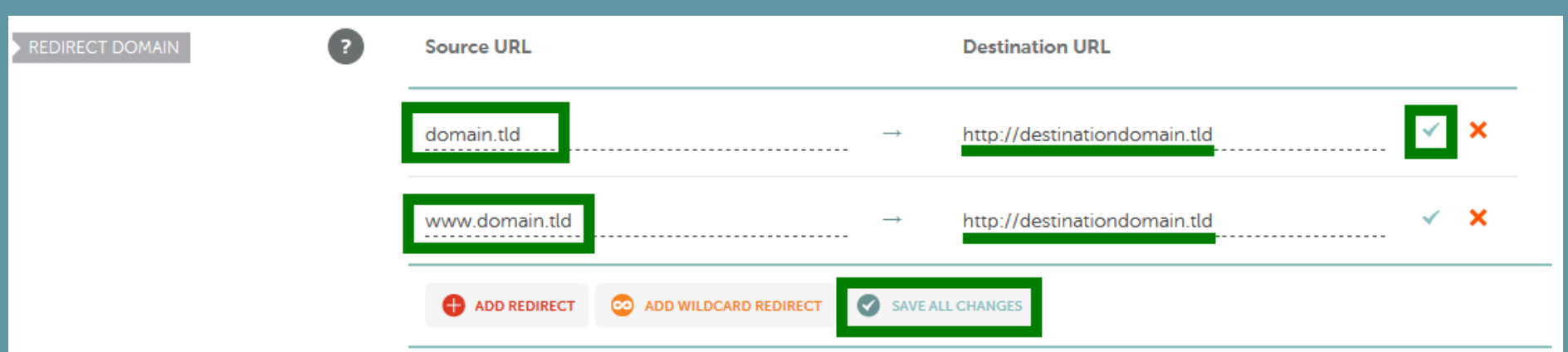
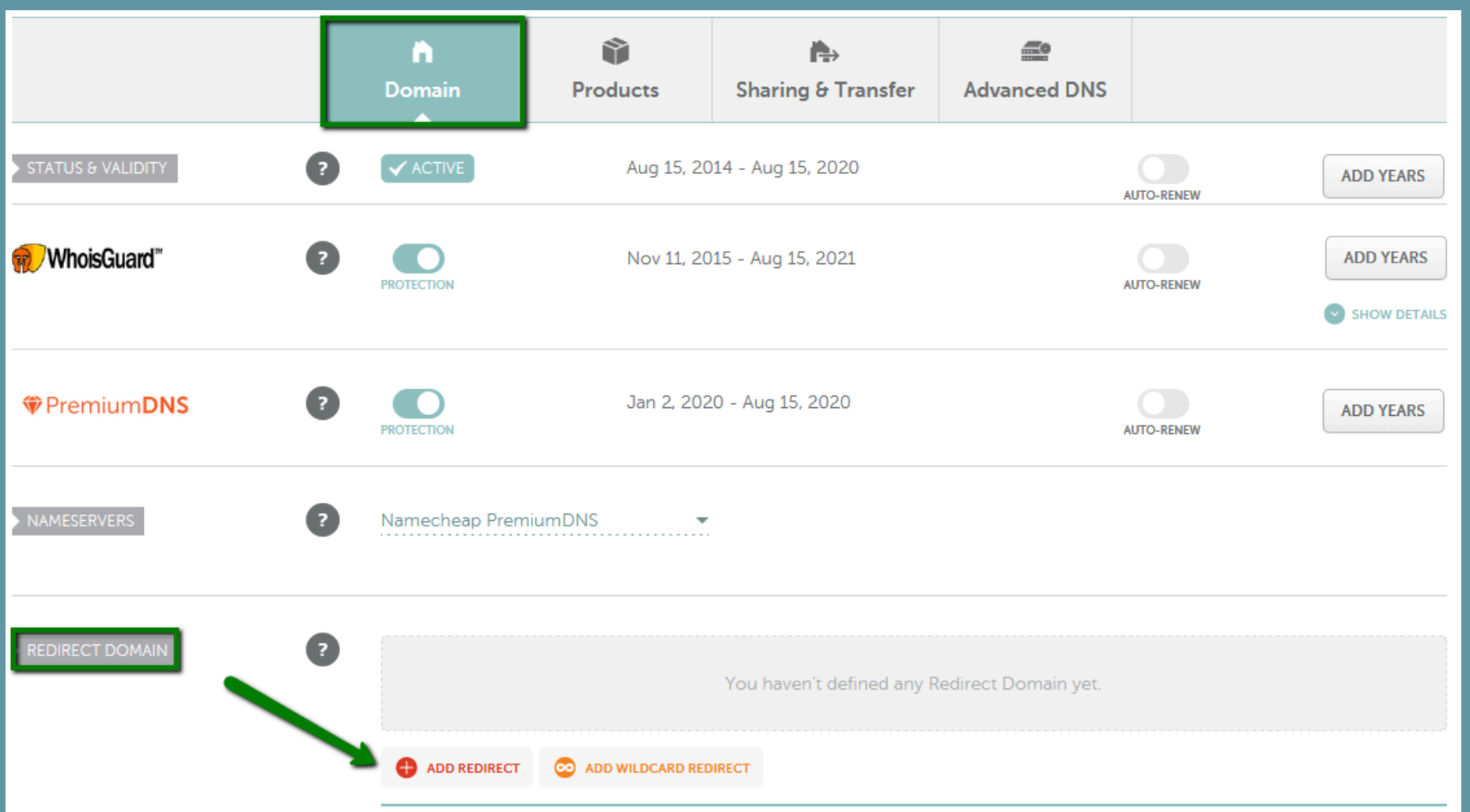
Find Your Domain:

Under the "Domain List" section, find the domain you just purchased and click "Manage" next to it.



Set Up Redirect: In the "Domain" tab, scroll down to the "Redirect Domain" section. Here, you can set up a redirect.

- Source URL: Enter your new domain name (e.g., (yourdomain .com).
- Destination URL: Enter your LiveGood affiliate link.



Your LiveGood Affiliate Link

Step 1: Log in to your LiveGood Account

Step 2: Go to Drop Menu and choose “ My Websites”

Step 3: Copy any link you desire (Powerline Landing Page recommended) and paste it into the Namecheap redirection section.

Want to know which of your advertising methods are pulling the best response?

Just set a SOURCE CODE and track your results!

When posting or emailing out the link to your LiveGood website (<https://www.LiveGoodTour.com/yourusername>), all you need to do is add the following set of characters to the end of your link and you will know where each of your leads is coming from:

?SOURCE=yoursourcecode

So if you were using an autoresponder called ABC for example and you wanted to set your source code to know which leads came from that autoresponder, you can simply add that to your URL.

So your new link would be:

<https://www.LiveGoodTour.com/yourusernameSOURCE=abc>

Add a little bit of body text.

Just replace the code "ABC" with whatever you want your source code to be. You can use as many different source codes as you desire, and all of those statistics will be tracked RIGHT HERE!

Save Changes:

After entering the details, click "Save All Changes." This will ensure that anyone who visits your domain will be redirected to your LiveGood affiliate link.

Test Your Domain:

Finally, test your new domain by typing it into your browser (try Incognito mode) to ensure it correctly redirects to your LiveGood affiliate link.

Tips for Choosing Your Domain Name

Keep It Short and Simple: Shorter names are easier to remember and type.

Avoid Numbers and Hyphens: These can be confusing and are often mistyped.

Be Unique: Ensure your domain stands out and represents your brand effectively.

Tip: By following these steps, you can easily buy a domain name and redirect it to your LiveGood affiliate link using Namecheap.

This not only enhances your professional appearance but also makes it easier for your audience to remember and trust your link. Take your time to choose a domain name that you're happy with, and start building a stronger online presence today!

Affiliate Disclaimer

I participate in the [LiveGood](#) and [Namecheap](#) Affiliate Program, which means I earn a commission for purchases made through links on this Guide. This helps support my work and allows me to keep providing valuable content.

I aim to provide accurate and up-to-date information about domain registration and how to avoid getting your affiliate link banned on social media.

My recommendations are based on my personal opinions and experiences with these products and services.

I appreciate your support!

DanielPopa